



PODAR ENRICHMENT ACADEMY

Year 2009-10

Podar International School, Pimpri, Pune

Syllabus of Saturday Hobby Classes

Art & Craft

Std. 1 to 3

1. Coloring the printed picture
2. Collage work using craft paper
3. Dot sketching (sketch pen)
4. Two colour shading
5. Spray painting
6. Greeting card
7. Vegetable printing
8. Design using pencil waste and glitters.
9. Ice cream stick wall hanging
10. Christmas tree colouring sticking craft paper and little star paper
11. Craft paper cutting - a. boat b. insect
12. Painting using ear buds
13. Craft paper cutting - 1) designed mat 2) rabbit 3) design cutting
14. Thumb printing
15. Purse decoration

Std. 3 to 8

16. Colouring the printed picture
 17. Ice cream stick flower vase
 18. Ice wall hanging
 19. Wall sticker
 20. Glass painting
 21. Tissue paper flower (3 types)
 22. Fish wall hanging using news paper
 23. Greeting envelope
 24. Dot painting
 25. Designs in a pot painting
 26. Golden tree
 27. Duplex paper flower
 28. Photo frame
 29. Stoking cloth flower
-



PODAR ENRICHMENT ACADEMY

Year 2009-10

Podar International School, Pimpri, Pune

Syllabus of Saturday Hobby Classes

Computer Graphics

Classes 1 to 4

- 1) Word art
- 2) Making Posters in Paint
- 3) Introduction to Photoshop
- 4) Starting Photoshop
- 5) The different Parts of the Photoshop window
- 6) Opening an Image
- 7) Creating an Image
- 8) Size of an Image
- 9) Changing the On-screen size of an image
- 10) Changing the Print-size of an Image
- 11) Changing the canvas size of an image
- 12) Cropping the Image
- 13) Basic Tools
- 14) Changing the screen modes
- 15) Selecting with Marquee Tool
- 16) Selecting with Lasso Tool

Classes 5 to 9


In addition to the above topics some more topics will be included for classes 5 to 9

- 1) Color Modes
- 2) Color Adjustments
- 3) Filters

Assignments

- 1) Introduction to computers
- 2) Uses of computers
- 3) Gathering information about the famous personalities working in the field of graphics

In addition to this the students have to submit five best posters, paintings and creations from Photoshop.



PODAR ENRICHMENT ACADEMY


Year 2009-10

Podar International School, Pimpri, Pune

Syllabus of Saturday Hobby Classes

Cursive Writing

- Introduction of the small and capital letters in cursive
 - Practice, revision and usage of those letters in the routine life.
 - Introduction of 2 and 3 letter words.
 - Practice, Revision and usage of those words in the routine life.
 - Introduction of 4 and 5 letter words.
 - Practice, Revision and usage of those words in the routine life.
 - Introduction of sentence.
 - Formation of sentence.
 - Practice, Revision and usage of the sentence in the routine life.
 - Introduction of paragraph
 - Practice, Revision and usage of the sentence in the routine life.
 - Improved based revision, practice, competition
-



PODAR ENRICHMENT ACADEMY


Year 2009-10

Podar International School, Pimpri, Pune

Syllabus of Saturday Hobby Classes

Classical Dance

1. Basic steps of classical dance i.e. Bharatnatyam
 2. Welcome dance based on Lord Ganesha
 3. Folk dance
 4. Practice, Revision Out side competitions
 5. To know each festival students will be taught the dances and know the importance of the festivals.
e.g. during Navratra- Garba will be taught
-



PODAR ENRICHMENT ACADEMY


Year 2009-10

Podar International School, Pimpri, Pune

Syllabus of Saturday Hobby Classes

German Language

- Basic Concepts
 - a. Alphabets (A - Z)
 - with correct pronunciation
 - fluency
 - taught how to spell their names in German
 - b. Numbers (1 to 100)
 - with correct spelling and pronunciation
 - fluency
 - Revising the concept of the previous class
 - Basic everyday concepts
 - a. Weekdays (Sunday)
 - b. Months (January)
 - c. Greetings-Good Morning, Good day, Good Afternoon, Good Night, Good bye
 - d. Colours (Red, Blue.....)
 - e. Few question and answers
 - f. Names of different professions
 - g. Names of the different body parts
 - h. Family and social ties
 - i. Vocabulary and small sentences related to Media.
 - j. Time and other concepts related to time
 - k. Vocabulary related to Theater; film and Fine Arts
 - l. With the help of basic Grammar form a few small sentences.
 - Basic Grammar
 - a) Nouns, pronouns (personal and possessive), adjectives, verbs, adverbs
 - b) Different Grammar rules (relating to correct formation of sentences)
 - c) Small texts
 - d) Paragraphs
 - e) Formation of sentences with correct verbs
 - f) Basic introduction of themselves
 - Each class or a session begins with revising the topics and concepts of the last session / class.
 - Games (in German) are played with the students in the class to enhance their communication skills.
 - Speaking (in small sentences) in German while interacting with the class is preferred and followed.
-



PODAR ENRICHMENT ACADEMY

Year 2009-10

Podar International School, Pimpri, Pune

Syllabus of Saturday Hobby Classes

Keyboard

- Alankar Swar Path - 12
 - National Anthem - Notation
 - Hind desh ke Niwasi - Notation - Group song
 - Vade Mataram - Notation - Group Song
 - Ae Malik Tere Bande Hum - Notation - Prayer
 - We shall over come - Notation - Group song
 - Lakdi ki Kathi - Notation - Group Song
 - Asawa sunder chocolatecha bungla - notation - Balgeet
 - Payoji maine Ram rattan dhan payo - Bhajan
-



PODAR ENRICHMENT ACADEMY


Year 2009-10

Podar International School, Pimpri, Pune

Syllabus of Saturday Hobby Classes

Technical Workshop

1. Basic knowledge about technical activity
 2. Basic knowledge about mechanical process
 3. Basic knowledge about electricity
 4. Knowledge about working principle and construction of some common house hold electric items
 5. Knowledge about common tools
 6. Knowledge about common processes
 7. Trouble shooting of some common electrical problems
-



PODAR ENRICHMENT ACADEMY

Year 2009-10

Podar International School, Pimpri, Pune

Syllabus of Saturday Hobby Classes

Web Designing

1. Introduction to HTML - creating HTML document and saving it
2. Working with HTML tag
3. text formatting
4. Links
5. Adding Graphics
6. Adding Multimedia Effects
7. Tables
8. Frames
9. Forms

